



BE-SQUARE EASY



La linea Be-square Easy propone la classica cementina 20x20 con la caratteristica struttura concava a vaschetta; rivista in chiave moderna, esalta la naturalezza e la semplicità della materia. Quattro colori di tendenza che si combinano perfettamente al set di 9 marmette decorate dai disegni geometrici e dai colori armoniosi ed equilibrati.

personal reflections

The Be-Square Easy collection offers the classic 20x20 cement tile with the characteristic concave dipped structure, renewed in modern style, focusing on the naturalness and simplicity of the material. Four trendy colours combine perfectly with the set of 9 square tiles ("marmette") decorated with geometric designs and with harmonious and balanced colours.



BE-SQUARE EASY



20x20 - 7⁷/₈" x 7⁷/₈"
02KC0 Ivory Nat. ● 60



20x20 - 7⁷/₈" x 7⁷/₈"
02KC3 Sand Nat. ● 60



20x20 - 7⁷/₈" x 7⁷/₈"
02KC8 Concrete Nat. ● 60



20x20 - 7⁷/₈" x 7⁷/₈"
02KC9 Black Nat. ● 60



20x20 - 7⁷/₈" x 7⁷/₈"
02KCF 20Decor Nat. ● 60



02CK8 Concrete Nat. 20x20 - 7⁷/₈" x 7⁷/₈"

02KCF 20Decor Nat. 20x20 - 7⁷/₈" x 7⁷/₈"



Caratteristica struttura concava a vaschetta
Characteristic Bowl Structure

02KC3 Sand Nat. 20x20 - 7^{7/8}" x 7^{7/8}"
02KCF 20Decor Nat. 20x20 - 7^{7/8}" x 7^{7/8}"



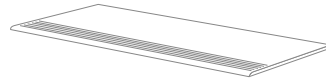
BATTISCOPA - SKIRTING
7,5x60 - 2^{15/16}"x23^{5/8}" Nat. Rett.
Pcs. Box. 15 - ML x Box 9,00

- 87CK0R** Ivory ● 11
- 87CK3R** Sand ● 11
- 87CK8R** Concrete ● 11
- 87CK9R** Black ● 11



BATTISCOPA - SKIRTING
4,6x80 - 1^{13/16}"x31^{1/2}" Nat. Rett.
Pcs. Box. 12 - ML x Box 9,60

- B2CK0R** Ivory ● 16
- B2CK3R** Sand ● 16
- B2CK8R** Concrete ● 16
- B2CK9R** Black ● 16



GRADINO - STAIR TREAD
33x120 - 12^{15/16}"x47^{1/4}" Nat. Rett.
Pcs. Box. 2 - ML x Box 2,40

- 74KC0R** Ivory ● 90
- 74KC3R** Sand ● 90
- 74KC8R** Concrete ● 90
- 74KC9R** Black ● 90



GRADONE - STEP
33x120x3,2x3,2 - 12^{15/16}"x47^{1/4}"x1^{1/4}"x1^{1/4}" Nat. Rett.
Pcs. Box. 2 - ML x Box 2,40

- CRKC0R** Ivory ● 95
- CRKC3R** Sand ● 95
- CRKC8R** Concrete ● 95
- CRKC9R** Black ● 95



ANGOLARE DX / SX - CORNER TILE DX / SX
33x120x3,2x3,2 - 12^{15/16}"x47^{1/4}"x1^{1/4}"x1^{1/4}" Nat. Rett.
Pcs. Box. 1 - ML x Box 1,20

- ACKC0RD / ACKC0RS** Ivory ● 100
- ACKC3RD / ACKC3RS** Sand ● 100
- ACKC8RD / ACKC8RS** Concrete ● 100
- ACKC9RD / ACKC9RS** Black ● 100

BE-SQUARE EASY



	COEFFICIENTE DI ATTRITO	DIN 51130	R10
	Slip resistance - Coefficient de glissement	DIN 51097	B (A+B)
	Rutschfestigkeit Barfußbereich - Coeficiente de atrito medio	ANSI A 137.1- 2012 DCOF (SECTION 9.6)	WET ≥ 0,42
	Козффициент трения	B.C.R.A.	≥ 0,40

Articolo Item	Formato (cm) Size (cm)	Spessore (mm) Thickness (mm)	Pz. x Mq. Pieces x Sqm	Pz. x Scat. Pieces x Box	Mq. x Scat. Sqm x Box	Peso x Scat. (Kg) Weight x Box (Kg)	Scat. x Pal. Boxes x Pal.	Mq. x Pal. Sqm x Pal.	Peso x Pal. (Kg) Weight x Pal. (Kg)
Reference	Format (cm)	Epaisseur (mm)	Pcs / M ²	Pcs / Bte	M ² / Bte	Poids / Bte (Kg)	Bte / Pal.	M ² / Pal.	Poids / Pal. (Kg)
Artikel	Format (cm)	Stärke (mm)	Stk. x Qm	Stk. x Krt.	Qm x Krt.	Gewicht x Krt. (Kg)	Krt. x Pal.	Qm x Pal.	Gewicht x Pal. (Kg)
Articulo	Tamaño (cm)	Espesor (mm)	Pzs x Mc.	Pzs x Caja	Mc. x Caja	Peso x Caja (Kg)	Cajas x Pal.	Mc. x Pal.	Peso x Pal. (Kg)
Артикула	Формат (cm)	Толщина (mm)	Шт. x Кв.М.	Шт. x Кор.	Кв.М. x Кор.	Вес x Кор. (Kg)	Кор. x Подд.	Кв.М x Подд.	Вес x Подд (Kg)
02KC_	20x20	10	16,00	24	0,960	21,00	54	51,84	1134
02KCF	20x20	10	16,00	24	0,960	21,00	54	51,84	1134



Emilceramica is a brand of Emilceramica S.r.l. a socio unico	Sede Commerciale/ Amministrativa
emilgroup.it/emilceramica emilgroup.it	Via Ghiarola Nuova, 29 - 41042 Fiorano Modenese (Mo) Italy T +39 0536 835111 - info@emilceramicagroup.it F (Italy) +39 0536 835958 - (Export) +39 0536 835490

EMIL
CERAMICA